

Questionnaire Detail

NewSchool of Architecture and Design

Annual Statistical Report and Interim Progress Report submission for 2022 

Report has been submitted 2 times. Report was last submitted on 4/26/2023 4:55:15 PM.

PART I - ANNUAL STATISTICAL REPORT

Section A

SECTION A. INSTITUTIONAL CHARACTERISTICS

This section captures aggregated information about the home institution for each architecture program. Wherever possible, this information should be the same as that reported by the institution to IPEDS in its most recent Institutional Characteristics report or Completion report.

1. Program Contact Information

Institution Name: NewSchool of Architecture and Design

Academic Unit:

In order to modify your organization information please contact NAAB via E-mail at forum@naab.org.

Address:

1249 F Street

San Diego, CA 92101

2. Institution Type: Using the definitions below, please select the appropriate Institution Type that matches that of your institution.

Architecture Program Tel. No:

619.684.8800

Architecture Program School Fax No:

619.684.8880

Architecture Program School URL:

<http://www.newschoolarch.edu>

Public: An educational institution whose programs and activities are operated by publicly elected or appointed school officials and which is

NAAB Region:

West

supported primarily by public funds.

Private not-for-profit: A private institution in which the individual(s) or agency in control receives no compensation, other than wages, rent, or other expenses for the assumption of risk. These include both independent not-for-profit schools and those affiliated with a religious organization.

Private for-profit: A private institution in which the individual(s) or agency in control receives compensation other than wages, rent, or other expenses for the assumption of risk.

Private for-Profit 

Spec/Arts: Schools of art, music, and design

3. Carnegie Classification

4. Which regional accreditation agency accredits your institution?

a. Basic Classification

Undergraduate Instructional Program

Prof-F/HGC: Professions focus, high graduate coexistence

Western Association of Schools and

Graduate Instructional Program:

Postbac-Prof/Other: Postbaccalaureate professional (other dominant fields) Colleges (WASC) 

Size and Setting

S4/R: Small four-year, primarily residential 5. In which ACSA region is the institution located?

West 

Questions 6, 7, and 8 regarding Contact Information.

6. Who has direct administrative responsibility for the architecture program?

Name

Daniela Deutsch

Title Head of Architecture Programs / Professor 7. To whom should inquiries regarding this questionnaire be addressed?
Office Phone Number 858-405-2816
Fax Number N/A
Email Address ddeutsch@newschoolarch.edu
Name Daniela Deutsch

Title Head of Architecture Programs / Professor
Office Phone Number 858-405-2816

Fax Number N/A
Email Address ddeutsch@newschoolarch.edu
Name Shannon Goo

Title Director of Registrar Services
Office Phone Number 617-217-9027

Fax Number N/A
Email Address sgoo@amboweducation.com

Section B

SECTION B. NAAB-ACCREDITED ARCHITECTURE PROGRAMS

This section captures information about the specific NAAB-accredited degree programs offered by the institution, unless otherwise noted in the instructions.

1. Degree Programs

a. Which NAAB-accredited / candidate

degree programs were offered during the last fiscal year?

Note: Choices made in this question will adjust the ARS accordingly.

Accredited

B. Architecture

X

M. Architecture

X

D. Architecture

Candidate

B. Architecture

M. Architecture

D. Architecture

b. Did your institution offer any pre-professional architecture degree programs during the last fiscal year?

For pre-professional degrees, if you do not offer any of the ones listed below, please be sure to select "no" or else the system will consider this question left blank and an error message will occur upon submission.

Pre-professional architecture degrees - The term refers to architecturally-focused four-year degrees that are not accredited by NAAB. These degrees have such titles as B.S. in Architecture, B.S. in Architectural Studies, B.A. in Architecture, Bachelor of Environmental Design, or Bachelor of Architectural Studies. The amount of work in architecture in the program may vary from institution to institution and will determine the length of time required to complete the professional program.

Yes

If YES, please indicate Yes or No for each listed select degree from menu and provide full degree title in comments field. If the degree offered is not listed, please provide full degree title in comments field.

Degree Type	Available?	Full Degree Title
Bachelor of Architectural Studies	No	
Bachelor of Arts	Yes	Bachelor of Arts in Architecture
Bachelor of Design	No	

Bachelor of Environmental Design	No
Bachelor of Fine Arts	No
Bachelor of Science	No
Other	No



c. Did your institution offer any post-professional architecture degree programs during the last fiscal year?

Post-professional architecture degrees - These are graduate degrees offered to students who already have a professional degree in architecture. These degree programs are not accredited by NAAB. The degrees may be in highly specialized areas of study such as design theory, health care facilities, preservation, interior design or solar design. This type of degree can be either a Master's degree, or, in a few cases, a Ph. D. or Doctorate.

Yes

If YES, please provide full degree title.

Full Degree Title
Master of Architectural Studies



d. What is the Classification of Instructional Programs (CIP) Code assigned to your accredited degree program(s)?

B. Architecture 04.0902

2. Does your

M. Architecture 04.0902

D. Architecture

institution have plans to initiate any new NAAB-accredited degree programs?

Note: If yes, a report is required for PART II – Please contact the NAAB.

No

3. Does your institution have plans to discontinue any of its NAAB-accredited degree programs?

Note: If yes, a report is required for PART II – Please contact the NAAB.

No

4. What academic year calendar type does your institution have?

3 Quarters

If other, please indicate:



5. Articulation Agreements

Does the architecture program have articulation agreements with local community colleges?

No

If yes, how many articulation agreements does the program have?

Does the articulation agreement include the B. Arch. degree program? No


Is the articulation agreement for a four-year preprofessional degree? No


6. Credit hours for completion of each program:


The degree programs listed in this section are dependent on your selection in Section B, Question 1a.

a. Indicate the total number of credit hours taken at your institution to earn each NAAB accredited/candidate degree offered by your institution.

B. Architecture: 225 

M. Architecture undergraduate (five years, no baccalaureate degree awarded prior): 0 

M. Architecture Pre-Professional (degree designed for candidates who have a pre-professional degree in architecture): 90 

M. Architecture Non-Pre-Professional (degree designed for candidates who have an undergraduate degree in a discipline other than architecture): 150 

D. Architecture: 

b. By degree, what is the distribution of credit hours in the following: General Education, Professional, and Electives?
B. Architecture

General Education:

69 

Professional:

141 

Electives:

15 

M. Architecture undergraduate (five years, no baccalaureate degree awarded prior)

General Education:

0 

Professional:

0 

Electives:

0 

M. Architecture Pre-Professional (degree designed for candidates who have a pre-professional degree in architecture)

General Education:

0 

Professional:

69 

Electives:

21 

M. Architecture Non-Pre-Professional (degree designed for candidates who have an undergraduate degree in a discipline other than architecture)

General Education:

0 

Professional:

123 

Electives:

27 

D. Architecture

General Education:



Professional:



Electives:



7. Online classes offered for each program:

a. Indicate whether online classes are offered. 

B. Architecture

No

8. Average credit hours per student per term by degree program:

B. Architecture:

- Percentage of Classes Offered

0

- Online Classes List

- Can the degree be completed online?

M. Architecture

No

- Percentage of Classes Offered

0

- Online Classes List

- Can the degree be completed online? whole, or in part, at more than one

D. Architecture

No

- Percentage of Classes Offered

0

- Online Classes List

- Can the degree be completed online?



Section C

SECTION C. TUITION, FEES AND FINANCIAL SUPPORT FOR STUDENTS IN NAAB-ACCREDITED PROGRAMS

1. Tuition is defined as “the amount of money charged to students for instructional services. Tuition may be charged per credit, per term, or per academic year.”

For part-time tuition rates, include the cost per credit or course.

a. What were the total annual tuition and fees for the NAAB-accredited degree program(s) for the last academic year? This should be the sum of all required semesters/quarters.

If your institution does not differentiate between in-state and out-of-state tuition, please list your tuition under out-of-state.

B. Architecture

If this section is not applicable, please enter all zeros (0).

	Tuition	Fees
Full-Time Student	28827	600
Part-Time Student	834	600



M. Architecture

If this section is not applicable, please enter all zeros (0).

	Tuition	Fees
Full-Time Student	30771	600
Part-Time Student		

13

M. Architecture undergraduate (five years, no baccalaureate degree awarded prior): 0



M. Architecture Pre-Professional (degree designed for candidates who have a pre-professional degree in architecture): 12

M. Architecture Non-Pre-Professional (degree designed for candidates who have an undergraduate degree in a discipline

other than architecture): 14

Average credit hours per term for D.

Architecture

9. Is your degree program(s) offered in campus or location?

Exclude those locations where only 1 course is offered (e.g., an urban design center) and include any location where students can complete at least 45% of the curriculum.

No

If YES, please provide location and credit hours offered.

City and State	Country	Credit Hours
----------------	---------	--------------



b. Does the institution offer discounted or differential tuition for a NAAB-accredited degree program? Yes

c. Is a summer session required for any portion of your accredited degree program(s)? Yes

If yes, what is the additional tuition and fees for the summer program?

Tuition	Fees
Full-Time Student	
9886	200
Part-Time Student	
859	200



d. Does the institution offer discounted or differential tuition for summer courses for a NAAB-accredited degree program?

Yes

Additional Comments

Please provide any comments on Question 1 Tuition and Fees to explain any special circumstances that impact tuition and fees.



2. Financial Aid

a. What percentage of students received financial aid at both the institutional and architecture program levels (grants, loans, assistantships, scholarships, fellowships, tuition waivers, tuition discounts, veteran's benefits, employer aid [tuition reimbursement] and other monies [other than from relatives/friends] provided to students to meet expenses)?

This includes Title IV subsidized and unsubsidized loans provided directly to student) provided by the institution to students enrolled in each program(s) leading to a NAAB accredited degree during the last fiscal year.

b. What percentage of students are Pell Grant eligible?

Percentages of students receiving aid		Average amount by types of aid
a. Institution		
Federal Grants	37	\$4,822.00
State/Local Grants	16	\$7,752.00
Institutional Grants	65	\$4,881.00
Student Loans	59	\$13,832.00
b. Architecture Program		
Federal Grants	39	\$4,646.00
State/Local Grants	17	\$7,722.00
Institutional Grants	67	\$4,875.00
Student Loans	59	\$14,378.00



Architecture Program	Percentages of students eligible for Pell Grant
All Programs	36
B. Arch	46
M. Arch	0
D. Arch	0



3. Graduate Assistantships

What was the total number of graduate-level students employed on a part-time basis for the primary purpose of assisting in classroom or laboratory instruction or in the conduct of research during the last fiscal year (July 1 – June 30) within the NAAB-accredited programs offered by your institution?

Include the number of graduate-level students employed for the full fiscal year.

Please include: graduate assistant, teaching assistant, teaching associate, teaching fellow or research assistant in your calculation.

a. How many graduate assistantships were awarded during the last fiscal year? 0



b. What do graduate assistants receive?

Stipend? No



Amount:



Tuition Remission?

No



If tuition, how much?



If credit hours, how many?



Section D

SECTION D. STUDENT CHARACTERISTICS FOR NAAB-ACCREDITED AND PREPROFESSIONAL PROGRAMS

1. First year students/entering students:

Indicate the number of individuals who enrolled during the last fiscal year. Exclude readmitted students who were counted as enrolled in a prior year). Information about ethnicity must be based on self-identification information provided by the individual.

Please fill out these tables completely, entering 0 for blanks. Please use whole, positive integers and do not include '\$' or ','.
A person can only be counted in one group.

B. Architecture Total Entering Students



	Male		Female		Total		Grand Total
	Full-Time	Part-Time	Full-Time	Part-Time	Full-Time	Part-Time	
American Indian or Alaska Native	2	0	0	0	2	0	2
Asian	3	0	2	0	5	0	5
Native Hawaiian or other Pacific Islander	0	0	0	0	0	0	0
Black or African American	4	1	1	1	5	2	7
Hispanic/Latino	7	1	6	1	13	2	15
White	7	0	4	0	11	0	11
Two or more races	0	0	0	0	0	0	0
Nonresident alien	4	0	2	0	6	0	6
Race and ethnicity unknown	1	0	0	0	1	0	1
TOTAL	28	2	15	2	43	4	47



M. Architecture Total Entering Students:



	Male		Female		Total		Grand Total
	Full-Time	Part-Time	Full-Time	Part-Time	Full-Time	Part-Time	
American Indian or Alaska Native	1	0	0	0	1	0	1
Asian	2	0	0	0	2	0	2
Native Hawaiian or other Pacific Islander	0	0	0	0	0	0	0
Black or African American	1	0	1	0	2	0	2

Hispanic/Latino	1	0	0	0	1	0	1
White	1	0	4	0	5	0	5
Two or more races	0	0	0	0	0	0	0
Nonresident alien	4	0	2	0	6	0	6
Race and ethnicity unknown	0	0	0	0	0	0	0
TOTAL	10	0	7	0	17	0	17



Pre-Professional Total Entering Students:



Pre-Professional Entering Students

	Male		Female		Total		Grand Total
	Full-Time	Part-Time	Full-Time	Part-Time	Full-Time	Part-Time	
American Indian or Alaska Native	0	0	0	0	0	0	0
Asian	0	0	0	0	0	0	0
Native Hawaiian or other Pacific Islander	0	0	0	0	0	0	0
Black or African American	0	0	0	0	0	0	0
Hispanic/Latino	0	0	0	0	0	0	0
White	0	0	0	0	0	0	0
Two or more races	0	0	0	0	0	0	0
Nonresident alien	0	0	0	0	0	0	0
Race and ethnicity unknown	0	0	0	0	0	0	0
TOTAL	0	0	0	0	0	0	0



2. Total undergraduate/graduate architecture enrollment in NAAB accredited program by race/ethnicity:

Please fill out these tables completely, entering 0 for blanks. Please use whole, positive integers and do not include '\$' or ','
A person can only be counted in one group.

B. Architecture Total Enrollment:



	Male		Female		Total		Grand Total
	Full-Time	Part-Time	Full-Time	Part-Time	Full-Time	Part-Time	
American Indian or Alaska Native	4	0	1	0	5	0	5
Asian	12	2	10	0	22	2	24
Native Hawaiian or other Pacific Islander	0	0	0	0	0	0	0
Black or African American	5	1	4	1	9	2	11
Hispanic/Latino	36	6	18	2	54	8	62
White	38	2	16	3	54	5	59
Two or more races	0	0	1	0	1	0	1
Nonresident alien	25	0	19	3	44	3	47
Race and ethnicity unknown	9	5	2	1	11	6	17
TOTAL	129	16	71	10	200	26	226



M. Architecture Total Enrollment:



	Male		Female		Total		Grand Total
	Full-Time	Part-Time	Full-Time	Part-Time	Full-Time	Part-Time	
American Indian or Alaska Native	2	0	0	0	2	0	2
Asian	5	0	1	0	6	0	6
Native Hawaiian or other Pacific Islander	0	0	0	0	0	0	0
Black or African American	4	1	3	0	7	1	8

Hispanic/Latino	2	0	4	0	6	0	6
White	10	6	4	2	14	8	22
Two or more races	2	0	1	0	3	0	3
Nonresident alien	2	0	5	2	7	2	9
Race and ethnicity unknown	1	1	0	0	1	1	2
TOTAL	28	8	18	4	46	12	58



Pre-Professional Total Enrollment:



Pre-Professional Students in Programs

	Male		Female		Total		Grand Total
	Full-Time	Part-Time	Full-Time	Part-Time	Full-Time	Part-Time	
American Indian or Alaska Native	0	0	0	0	0	0	0
Asian	0	0	0	0	0	0	0
Native Hawaiian or other Pacific Islander	0	0	0	0	0	0	0
Black or African American	0	0	0	0	0	0	0
Hispanic/Latino	0	0	0	0	0	0	0
White	0	0	0	0	0	0	0
Two or more races	0	0	0	0	0	0	0
Nonresident alien	0	0	0	0	0	0	0
Race and ethnicity unknown	0	0	0	0	0	0	0
TOTAL	0	0	0	0	0	0	0



Section E

SECTION E. DEGREES AWARDED

The information requested in this section should be provided by the unit within the institution responsible for submitting the annual Completion Report to the National Center for Education Statistics and IPEDS.

1. What is the total number of NAAB-accredited degrees that were awarded in the last fiscal year?

B. Architecture

	Male	Female	Total	Grand Total
American Indian or Alaska Native	0	1	1	1
Asian	6	2	8	8
Native Hawaiian or other Pacific Islander	0	0	0	0
Black or African American	0	0	0	0
Hispanic/Latino	12	3	15	15
White	17	2	19	19
Two or more races	1	0	1	1
Nonresident alien	15	14	29	29
Race and ethnicity unknown	8	3	11	11
TOTAL	59	25	84	84



M. Architecture

	Male	Female	Total	Grand Total
American Indian or Alaska Native	0	0	0	0
Asian	1	0	1	1
Native Hawaiian or other Pacific Islander	0	0	0	0
Black or African American	1	1	2	2
Hispanic/Latino	1	0	1	1

White	5	6	11	11
Two or more races	2	0	2	2
Nonresident alien	0	2	2	2
Race and ethnicity unknown	2	0	2	2
TOTAL	12	9	21	21



Pre-Professional Degrees Awarded

	Male	Female	Total	Grand Total
American Indian or Alaska Native	0	0	0	0
Asian	1	1	2	2
Native Hawaiian or other Pacific Islander	0	0	0	0
Black or African American	0	0	0	0
Hispanic/Latino	0	0	0	0
White	1	1	2	2
Two or more races	0	0	0	0
Nonresident alien	0	0	0	0
Race and ethnicity unknown	0	0	0	0
TOTAL	2	2	4	4



2. Time to Completion:

The amount of time necessary for a student to complete all requirements for a degree or certificate according to the institution's catalog.

B. Architecture

a. Time to completion equals the total number of semesters/quarters to complete the degree.

15

b. Percentage of students who graduate.

90

M. Architecture undergraduate (five years, no baccalaureate degree awarded prior)

a. Time to completion equals the total number of semesters/quarters to complete the degree.



b. Percentage of students who graduate.



M. Architecture Pre-Professional (degree designed for candidates who have a pre-professional degree in architecture)

a. Time to completion equals the total number of semesters/quarters to complete the degree

7

b. Percentage of students who graduate.

78

M. Architecture Non-Pre-Professional (degree designed for candidates who have an undergraduate degree in a discipline other than architecture)

a. Time to completion equals the total number of semesters/quarters to complete the degree

11

b. Percentage of students who graduate.

73

3. Graduation rate for :

The rate required for disclosure and/or reporting purposes under Student Right-to-Know. This rate is calculated as the total number of completers within 150% of normal time divided by the revised cohort minus any allowable exclusions. This information should be provided by the unit within the institution responsible for reporting data to the National Center for

Education Statistics. This information should also be provided by the unit within the institution responsible for preparing IPEDS report.

Graduation rate for institution:

85 

Graduation rate for B. Architecture program

100 

Section F

SECTION F. RESOURCES FOR NAAB-ACCREDITED PROGRAMS

This section captures information on the resources of NAAB-accredited degree programs.

1. Total number of permanent workstations (studio desks) that can be assigned to students enrolled in design studios:

Main campus

449 

2. Are your students required to have a laptop computer?

No 

3. Any portion of program offered online? (NAAB accredited program only)

No

Credit Hours


4. Please indicate which of the following learning resources are available to all students enrolled in NAAB-accredited degree program(s):

Resource Type	Available?
Shop	Yes
Computer Facilities (Lab)	Yes
Computer Output Facilities (Plotters, Specialized plotting)	Yes
Digital Fabrication Facilities	Yes
Wireless Network	Yes
Image Collection (Slide Library)	Yes
Photo Studio/Darkroom	Yes
Lecture Series	Yes
Gallery/Exhibits	Yes
Other	No



If other resources are available, please describe: 

5. Financial Resources

a. Total revenue from all sources (if you have more than one degree program, please include the financial resources for both programs combined) 9939082 

b. Expenditures

i. Instruction

3289955 

ii. Capital

0 

iii. Overhead

5856523 

c. Per Student Expenditure: What is the average per student expenditure for students enrolled in a NAAB-accredited degree program?

This is the total amount of goods and services, per student, used to produce the educational services provided by the NAAB-accredited program.

i. Instruction + Overhead / FTE Enrollment

17864 



c. Adjunct Faculty

Non-tenure track faculty service in a temporary or auxiliary capacity to teach specific courses on a course-by-course basis. Includes both faculty who are hired to teach an academic degree-credit course and those hired to teach a remedial, developmental or ESL course; whether the later three categories earn college credit is immaterial. Excludes regular part-time faculty, graduate assistants, full-time professional staff who may teach individual courses (such as the dean or academic advisor) and appointees who teach non-credit courses exclusively).

Please fill out these tables completely, entering 0 for blanks. Please use whole, positive integers and do not include dollar signs (\$) or commas. A person can only be counted in one group.

	TOTAL		
	Male	Female	Grand Total
American Indian or Alaska Native	1	0	1
Asian	0	1	1
Native Hawaiian or other Pacific Islander	1	0	1
Black or African American	2	1	3
Hispanic/Latino	8	1	9
White	42	21	63
Two or more races	3	0	3
Nonresident alien	0	0	0
Race and ethnicity unknown	0	0	0
TOTAL	57	24	81



3. Faculty Credentials:

Include adjuncts only if the adjuncts are considered Professor, Associate Professor or Assistant Professor.

Faculty Credentials

	Professor		Associate Professor		Assistant Professor		Instructor		Grand Total
	Male	Female	Male	Female	Male	Female	Male	Female	
D. Arch. (accredited)	0	1	0	0	0	0	0	0	1
M. Arch. (accredited)	2	0	0	2	2	1	0	0	7
B. Arch. (accredited)	0	0	0	0	0	0	0	0	0
Ph.D. in architecture	0	1	0	0	0	0	0	0	1
Ph.D. in other discipline	0	0	0	1	0	0	0	0	1
Post-professional graduate degree in architecture	0	0	0	0	0	0	0	0	0
Other degrees	0	0	1	0	0	0	0	0	1
Registered in U.S. Jurisdiction	0	0	0	0	0	0	0	0	0
TOTAL	2	2	1	3	2	1	0	0	11



4. Average annual salaries

Please fill out these tables completely, entering 0 for blanks. Please use whole, positive integers, and do not include dollar signs (\$) or commas. A person can only be counted in one group.

	Number	Minimum	Average	Maximum	Univ. Average
Professor	87500	96194	106000	97112	
Associate Professor	62725	70362	78000	70339	
Assistant Professor	61626	75317	89009	71335	
Instructor	0	0	0	0	

